

**Bhai kishanrao Deshmukh Mahavidyalaya, Chakur**  
**Ta. Chakur Dist. Latur**  
**Internal Quality Assurance Cell (IQAC)**  
**Students Satisfaction Survey (SSS): 2019-20**  
**CRITERION II – TEACHING-LEARNING AND EVALUATION**  
**2.7.1 STUDENT SATISFACTION SURVEY**

For the NAAC AQAR (2019-20), Students Satisfaction Survey (SSS) was conducted among the students of the college through Google-Form and the responses are collected on the college website. The questionnaire has been framed based on NAAC guidelines. Students have rated the question in a **scale of 4 to 0**. The result of this survey is based on the response of **198** out of **507** students. The summary is displayed on the college website and students recommendation /suggestion are discussed.

Google-Form link: [https://docs.google.com/forms/d/1POH6un0uhjEmD-ENb-vfBgLevNQKFnPXO\\_Qn0Vinbml/edit#responses](https://docs.google.com/forms/d/1POH6un0uhjEmD-ENb-vfBgLevNQKFnPXO_Qn0Vinbml/edit#responses)

Number of responses received for the (SSS) survey = **198**

Sr. No.	SSS Questions	EXCELLENT 4	VERY GOOD 3	GOOD 2	FAIR 1	POOR 0
1	How much of the syllabus was covered in the class?	40.9%	28.3%	11.1%	10.6%	9.1%
2	How well did the teachers prepare for the classes?	32.3%	47%	16.7%	1.01%	3.03%
3	How well were the teachers able to communicate?	52.5%	17.7%	23.2%	3.03%	3.54%
4	The teacher's approach to teaching can best be described as	33.3%	29.8%	29.3%	3.54%	4.04%
5	Fairness of the internal evaluation process by the teachers	49.5%	24.7%	18.7%	1.51%	5.55%
6	Was your performance in assignments discussed with you?	61.6%	16.2%	15.7%	3.54%	3.03%
7	The institute takes active interest in promoting internship, student exchange, field visit opportunities for students.	44.4%	13.1%	26.3%	16.2%	13.6%
8	The teaching and mentoring process in your institution facilitates you in cognitive, social and emotional growth.	27.8%	44.4%	14.6%	9.59%	3.54%
9	The institution provides multiple opportunities to learn and grow.	34.8%	39.4%	11.6%	9.6%	4.6%
10	Teachers inform you about your expected competencies, course outcomes and programme outcomes.	48%	24.7%	15.2%	9.1%	3%

11	Your mentor does a necessary follow-up with an assigned task to you.	49%	21.7%	12.1%	13.1%	4.1%
12	The teachers illustrate the concepts through examples and applications.	52%	22.2%	15.2%	6.06%	5.05%
13	The teachers identify your strengths and encourage you with providing right level of challenges	50%	18.7%	15.7%	11.6%	4%
14	Teachers are able to identify your weaknesses and help you to overcome them.	50.5%	18.7%	12.1%	6.1	12.6%
15	The institution makes effort to engage students in the monitoring, review and continuous quality improvement of the teaching learning process	31.8%	43.4%	11.6%	9.6%	3.6%
16	The institute/ teachers use student centric methods, such as experiential learning, participative learning and problem solving methodologies for enhancing learning experiences	38.9%	34.8%	10.1%	7.6%	8.6%
17	Teachers encourage you to participate in extracurricular activities.	41.4%	31.3%	12.6%	11.6%	3.1%
18	Efforts are made by the institute/ teachers to inculcate soft skills, life skills and employability skills to make you ready for the world of work.	38.9%	29.3%	11.6%	14.1%	6.1%
19	What percentage of teachers use ICT tools such as LCD projector, Multimedia, etc. while teaching.	28.8%	23.2%	18.2%	9.1%	20.7%
20	The overall quality of teaching-learning process in your institute is very good.	32.8%	39.4%	19.7%	4.04%	4.04%

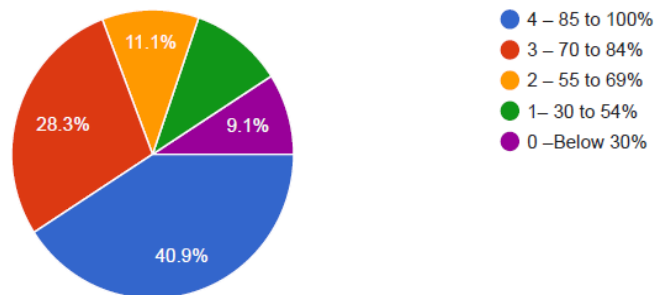
**21. Give three observation / suggestions to improve the overall teaching – learning experience in your institution.(Some Notable Suggestions**

- Use more ICT tools in teaching
- More books to be added to the college library.
- More emphasis on skill based learning.
- Improve the quality of teaching.
- Improve communication between student and teacher with educational concept.
- Arrange more extra-curricular activities

## Question-wise Scores (in 4 to 0 scale)

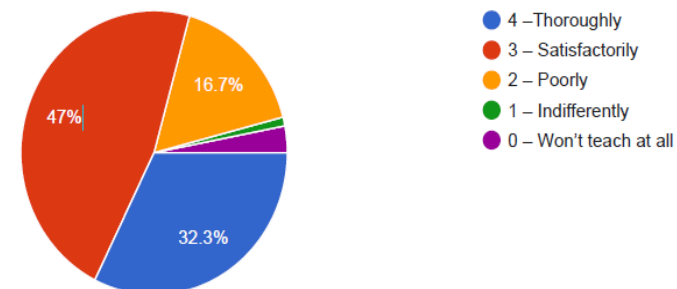
1. How much of the syllabus was covered in the class?

198 responses



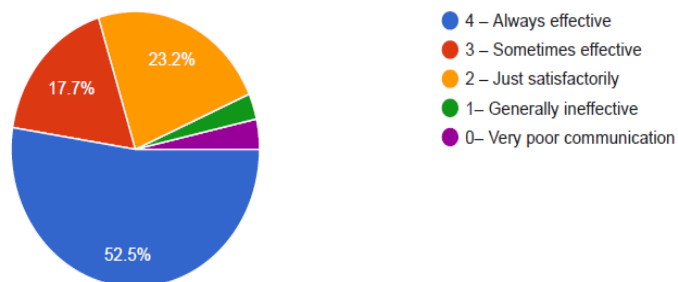
2. How well did the teachers prepare for the classes?

198 responses



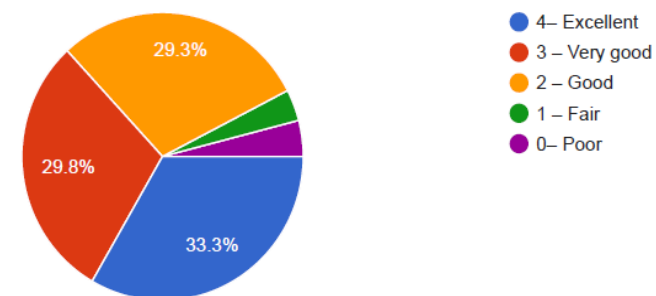
3. How well were the teachers able to communicate?

198 responses



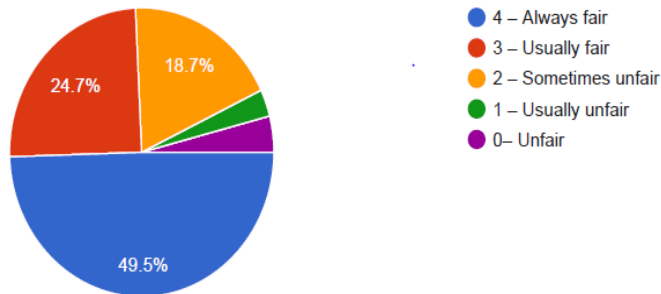
4. The teacher's approach to teaching can best be described as

198 responses



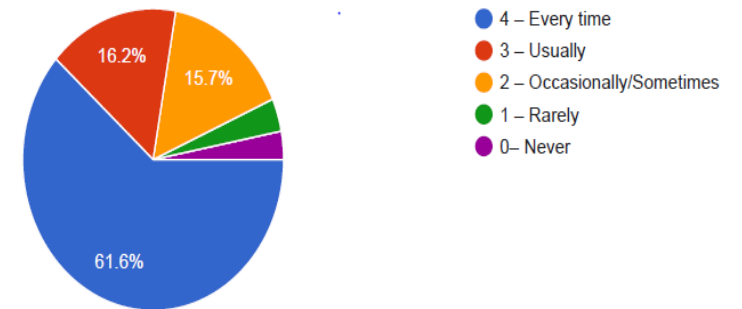
5. Fairness of the internal evaluation process by the teachers.

198 responses



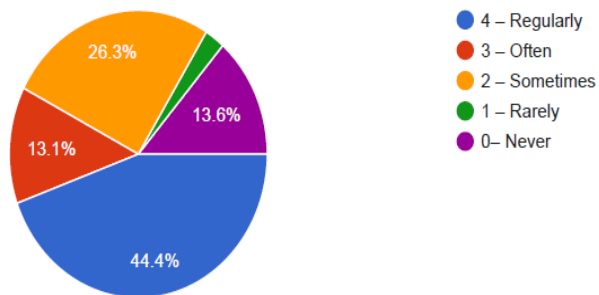
6. Was your performance in assignments discussed with you?

198 responses



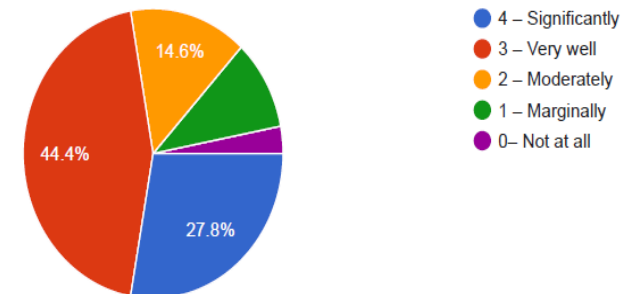
7. The institute takes active interest in promoting internship, student exchange, field visit opportunities for students.

198 responses



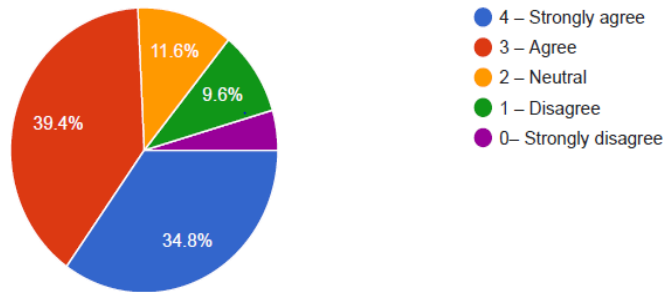
8. The teaching and mentoring process in your institution facilitates you in cognitive, social and emotional growth.

198 responses



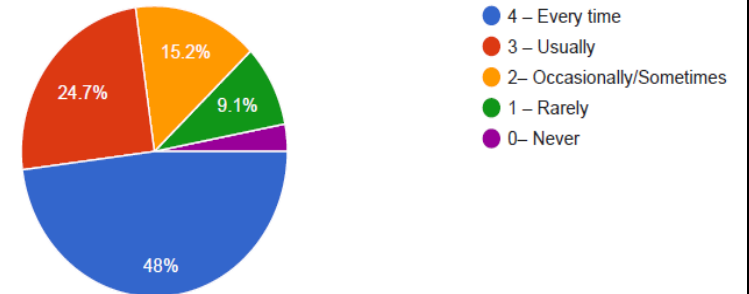
9. The institution provides multiple opportunities to learn and grow.

198 responses



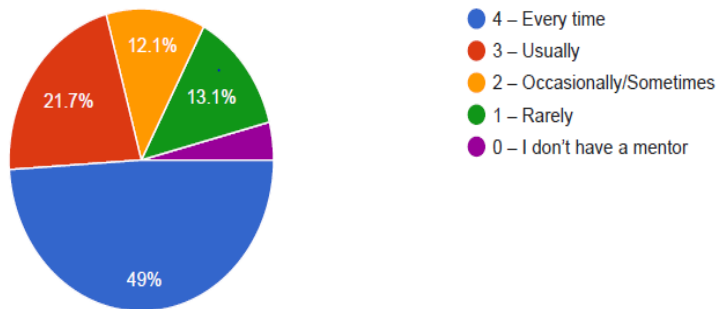
10. Teachers inform you about your expected competencies, course outcomes and programme outcomes.

198 responses



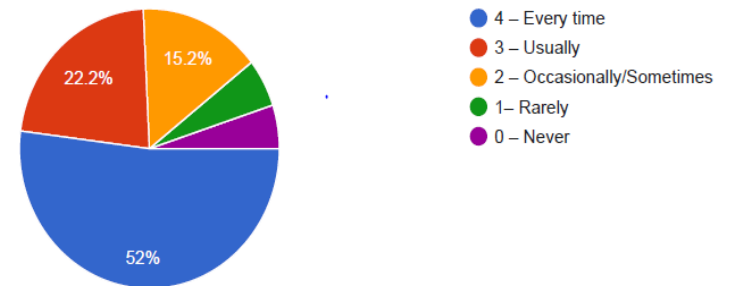
11. Your mentor does a necessary follow-up with an assigned task to you.

198 responses



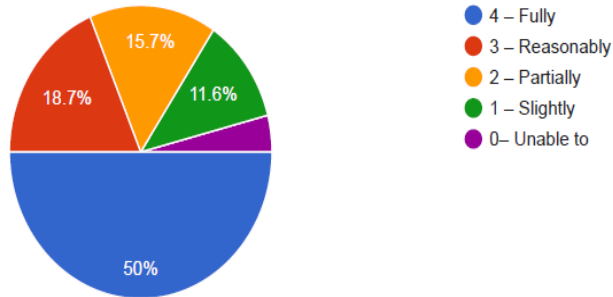
12. The teachers illustrate the concepts through examples and applications.

198 responses



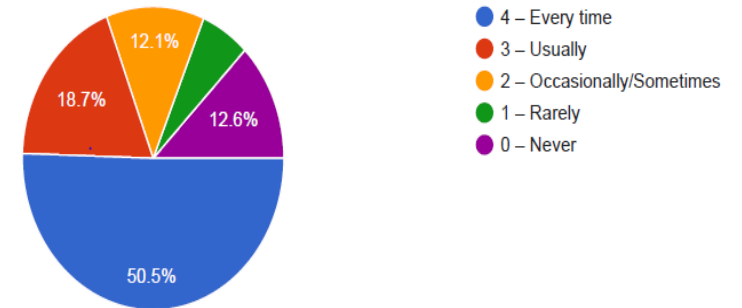
13. The teachers identify your strengths and encourage you with providing right level of challenges

198 responses



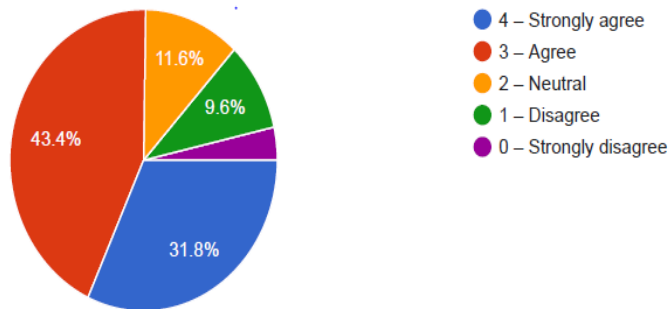
14. Teachers are able to identify your weaknesses and help you to overcome them.

198 responses



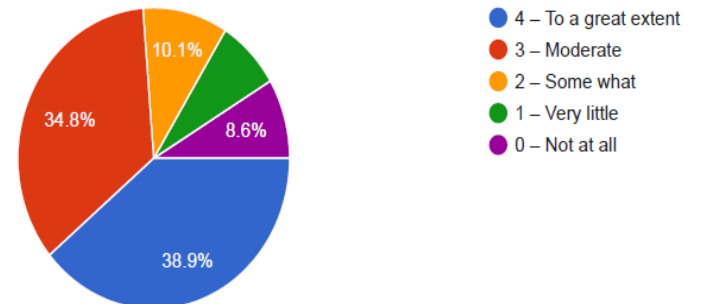
15. The institution makes effort to engage students in the monitoring, review and continuous quality improvement of the teaching learning process.

198 responses



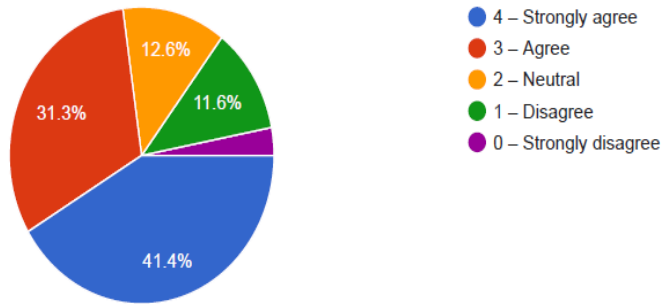
16. The institute/ teachers use student centric methods, such as experiential learning, participative learning and problem solving methodologies for enhancing learning experiences

198 responses



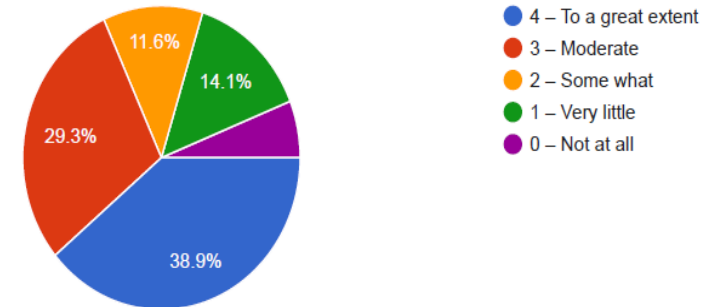
17. Teachers encourage you to participate in extracurricular activities.

198 responses



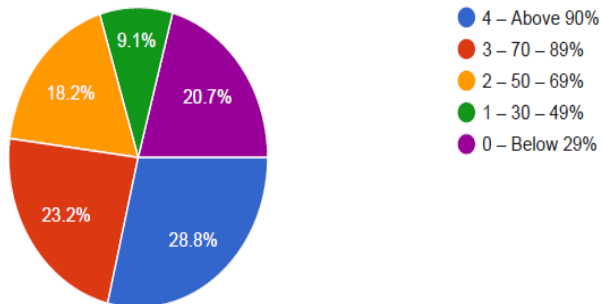
18. Efforts are made by the institute/ teachers to inculcate soft skills, life skills and employability skills to make you ready for the world of work.

198 responses



19. What percentage of teachers use ICT tools such as LCD projector, Multimedia, etc. while teaching.

198 responses



20. The overall quality of teaching-learning process in your institute is very good.

198 responses

